



HYBRIDFLUSH® SIDE MOUNT

AUTOMATIC/MANUAL RETROFIT FOR URINALS & WATER CLOSETS (TOILETS)

Model
HSM-801-R

Description

Battery Powered, Sensor Operated HYBRIDFLUSH® Side Mount Retrofit Conversion Kit for Exposed Urinal and Water Closet (Toilet) Flushometers.

Flush Cycle

- Model HSM-801-R
(Flush cycle is determined by flushometer being used)

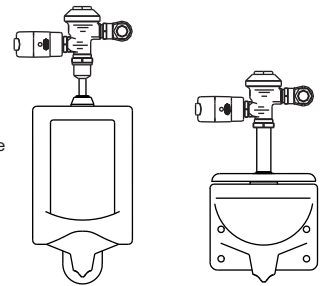
Retrofit Options

Standard HYBRIDFLUSH® Side Mount can be used on AMTC flushometers as well as various flushometer models manufactured by Sloan, Zurn, and Helvex.

- Model HSM-801-R-AS (Includes Adapter for American Standard Piston Flushometer)
- Model HSM-801-R-SG (Includes Adapter for Sloan Gem Piston Flushometer)

Features

- Patented Gear Motor Drive
- Hands Free Infrared Sensor Activation
- Vandal and Water Resistant Design
- Chrome Plated Metal Housing
- Quiet Operation
- Electronic Manual Flush Button (Front)
- True Mechanical Manual Flush Button (Side)
- *Mechanical Button Works When Batteries are Drained
- Operates on (4) "C" Alkaline Batteries (Included)
- Battery Life - 3+ Years
- "Low Battery" Blinking LED Indicator
- Easy Battery Replacement-No Water Shut Off Necessary
- Adjustable Sensor Distance
- Optional Water Saver Mode
- Optional Three (3) Second Flush Delay Mode
- Optional 24-Hour Flush Mode
- Installation Tools Included
- No External Volume Adjustment for Water Conservation

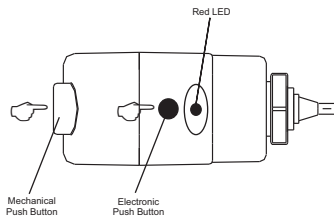


*HSM-801-R Units DO NOT include Flushometer or Fixture.

The HYBRIDFLUSH® Advantage

The **HYBRIDFLUSH®** is a revolutionary full-featured automatic/manual retrofit conversion kit. The **HYBRIDFLUSH®** incorporates a unique patented mechanism that allows for automatic/manual operation for unsurpassed reliability. The patented **HYBRIDFLUSH®** design allows for a push button to be used as an alternate flush option that is independent of the battery power. The **HYBRIDFLUSH®** by Advanced Modern Technologies Corporation is the most efficient, economical, and complete automatic flush valve system on the market.

Visual Indicator Guide



Red LED - Constant blinking red LED indicates batteries are low and need replacing.

Electronic Push Button - Allows manual activation of flush when needed.

Mechanical Push Button - Allows manual activation of flush when needed and when batteries are drained.

Warranty
5 Years



Architect/Engineer Approval

Job Name	_____
Date	_____
Model Specified	_____
Quantity	_____
Variations Specified	_____
Customer/Wholesaler	_____
Contractor	_____
Architect	_____

For Finish Variations Please Consult Factory

The information contained in this document is subject to change without notice.
Revision (04/25)



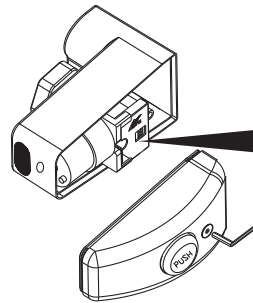
HYBRIDFLUSH® SIDE MOUNT

AUTOMATIC/MANUAL RETROFIT FOR URINALS & WATER CLOSETS (TOILETS)

Model
HSM-801-R

Specifications:

Operation:	Hybrid (Automatic/Manual)
Outer Casing:	Standard-Chrome Metal
Operating Water Pressure:	15 PSI - 100 PSI
Sensor Type:	Infrared
Battery Type:	Four "C" Alkaline Batteries
Battery Life:	3+ Years
Arming Delay:	5 Seconds
Sensing Range:	Adjustable, Default Set to 24" (610mm)
Operation Mode:	Can be Turned On and Off
Water Saver Mode:	Flushes After Every Other User (Urinal Only)
Flush Delay Mode:	3 Seconds Delay Before Activating Flush
24 Hour Flush Mode:	Once Every 24 Hours After Last User
Flush Cycle:	Specified by Flushometer
Manual Override:	Electronic Button/True Mechanical Button



Mode Adjustment Guide

Switch 1 : Water Saver
 OFF - Flushes after every user
 ON - Flushes after every other user

Switch 2 : 24 Hour Flush
 OFF - None
 ON - Flushes once every 24 hours after last user

Switch 3 : Flush Delay
 OFF - 3 seconds delay before activating a flush
 ON - No delay

Operation and Dimensions when installed on a Water Closet (Toilet) Flushometer:

Dimensions:
 - Height from centerline of fixture to top of unit: 121 mm (4.75")
 - Height from top of unit to top of toilet: 292 mm (11.50")
 - Width of unit: 120.0 mm (4.73")
 - Mounting hole offset: 64.0 mm (2.52")
 - Supply: 1" I.P.S. SUPPLY (DN 25 mm)

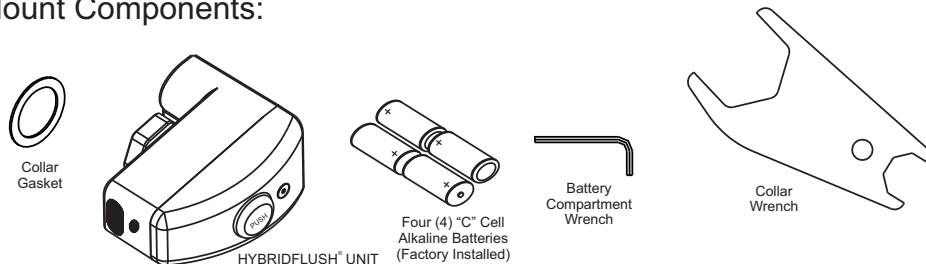
Operation:
 1. User Approaches
 2. Unit Senses User
 3. Toilet Flushes When User Leaves

Operation and Dimensions when installed on a Urinal Flushometer:

Dimensions:
 - Height from centerline of fixture to top of unit: 121 mm (4.75")
 - Height from top of unit to top of urinal: 292 mm (11.50")
 - Width of unit: 120.0 mm (4.73")
 - Mounting hole offset: 64.0 mm (2.52")
 - Supply: 3/4" I.P.S. SUPPLY (DN 20 mm)

Operation:
 1. User Approaches
 2. Unit Senses User
 3. Urinal Flushes When User Leaves

HYBRIDFLUSH® Side Mount Components:



Advanced Modern Technologies Corporation • 8367 Canoga Avenue • Canoga Park, CA 91304
 Tel: (818) 883-2682 • Toll Free: (800) 874-7822 • Fax: (818) 883-2620 • www.amtcorporation.com