



HYBRIDFLUSH® TOP MOUNT

AUTOMATIC/MANUAL URINAL FLUSHOMETER

Model
AEF-802-CU-05



Description

Battery Powered, Sensor Operated HYBRIDFLUSH® Top Mount Exposed Urinal Flushometer for Wall Hung Top Spud Bowls.

Flush Cycle

Model AEF-802-CU-05 (0.5 gpf/1.9 Lpf)

Features

- Patented BRV® and Gear Motor Drive
- Hands Free Infrared Sensor Activation
- Vandal and Water Resistant Design
- Chrome Plated Brass Housing
- Quiet Operation
- Electrical Push Button (Top)
- True Mechanical Flush Button (Side)
- *Mechanical Button Works When Batteries are Drained
- Operates on (4) "AA" Alkaline Batteries (Included)
- Battery Life - 3+ Years
- "Low Battery" Blinking LED Indicator
- Easy Battery Replacement-No Water Shut Off Necessary
- Adjustable Sensor Angle
- Adjustable Sensor Distance
- Optional Water Saver Mode
- Optional Three (3) Second Flush Delay Mode
- Optional 24-Hour Flush Mode
- Uses Proprietary Silicone Diaphragm with Filtered Bypass
- 3/4" I.P.S. Angle Stop
- Adjustable Tailpiece
- High Back Pressure Vacuum Breaker with Single Piece Hex Coupling Nut
- Spud Coupling and Flange for 3/4" Top Spud
- Sweat Solder Kit and Wall Flange with Set Screw
- High Efficiency For Water Conservation



The HYBRIDFLUSH® Advantage

The **HYBRIDFLUSH®** is a revolutionary full-featured automatic/manual flushometer. The **HYBRIDFLUSH®** incorporates a unique patented mechanism that allows for automatic/manual operation for unsurpassed reliability. The patented **HYBRIDFLUSH®** design allows for the original flush handle or push button to be used as an alternate flush option that is independent of the battery power. The **HYBRIDFLUSH®** by Advanced Modern Technologies Corporation is the most efficient, economical, and complete automatic flush valve system on the market.

Code Compliance (Listed By IAPMO)

- ASSE 1037-2015
- ASME A112.1035-2015
- CSA B125.37-15
- EPA WaterSense (When Used With a WaterSense Listed Bowl)



Warranty
5 Years



ADA Compliant

Accessories (Add suffix to model number for accessories)

HC801 - Cover for Mechanical Flush Button

For Finish Variations Please Consult Factory

Architect/Engineer Approval

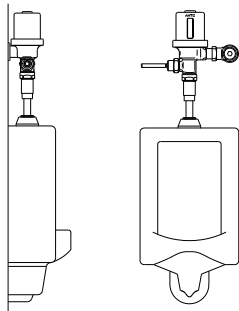
Job Name	_____
Date	_____
Model Specified	_____
Quantity	_____
Variations Specified	_____
Customer/Wholesaler	_____
Contractor	_____
Architect	_____

The information contained in this document is subject to change without notice.
Revision (01/23)

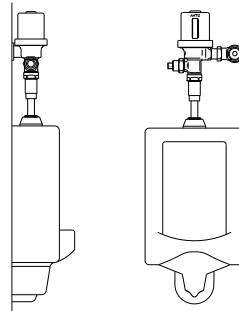
Specifications:

Operation:	Hybrid (Automatic/Manual)
Outer Casing:	Standard-Chrome Metal
Operating Water Pressure:	15 PSI - 100 PSI
Sensor Type:	Infrared
Battery Type:	Four AA Alkaline Batteries
Battery Life:	3+ Years
Arming Delay:	5 Seconds
Sensing Range:	18" (45cm) - 30" (75cm) Adjustable
Ghost Flush:	Once every 24 Hours From Last Flush
Sensor Angle:	Adjustable Angle
Flush Cycle:	Specified by Model
Model AEF-802-CU-05	0.5 gpf/1.9 Lpf
Flush Mode:	After Every Use
Water Saver Mode:	After Every Other Use
Manual Override:	Flush Button/Handle/None

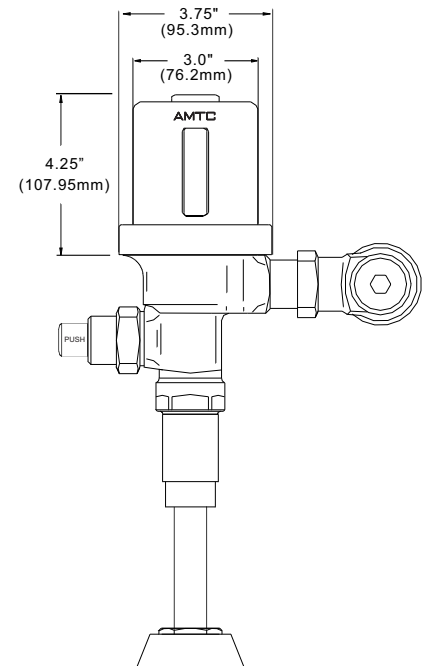
Application:



HYBRIDFLUSH® shown on urinal with mechanical flush handle.



HYBRIDFLUSH® shown on urinal with mechanical push button.



Rough-In:

