



FIXEDFLO[®]

AUTOMATIC FAUCET SYSTEMS

Model
AEF-307FF

Description

High Efficiency, Non-Adjustable, Sensor Operated, Gear Motor Driven, Chrome Plated Brass Automatic Faucet System For Tempered or Hot/Cold Water Operation

Flow Rate

- 0.35 gpm/1.3 Lpm Spray Head (Cal Green Compliant)
- 0.5 gpm/1.9 Lpm Spray Head

Specifications

- Chrome Plated Solid Brass Spout (Standard)
- Less Than 0.25% Lead Content by Weighted Average
- Patented BRV[®] and Gear Motor Drive
- Hands Free Infrared Sensor Activation
- Powered by Four (4) C-Cell Batteries (Included)
- Easy Battery Replacement - No Water Shut Off Necessary
- Removable Filtering System (Easily Cleaned)
- 1 Second Shut Off Delay
- Adjustable Digital Sensing Range: 2"(55mm) - 12"(300mm)
- Automatic Water Flow Shut-Off: 10 Seconds
- Operating Water Pressure: 10-125 PSI
- Easy Installation
- **ASME A112.18.1-2012 and CSA B125.1-12 Compliant**
- **Safe Water Drinking Act Compliant**
- **California Energy Commission (CEC) Compliant**
- **Living Buildings Challenge (LBC) DECLARE. Compliant**
- **ADA Compliant**

Accessories (Add suffix to model number for accessories)

Cover Plates

- CP4 Cover Plate for 4" Center Set (6.25" Length)
- CP8 Cover Plate for 8" Center Set (10.25" Length)
- CP8-1 Cover Plate for 8" Center Set (12.25" Length)
- HC Hole Covers (Set of 2)

Alternate Power Options

- HG01 Plug-in Hydro-power Electric Generator
- AD01 Plug-in 6-Volt AC Power Adapter

Temperature Mixing Valves

- MV Mechanical Mixing Valve (Below Deck)
- TMV Thermostatic Mixing Valve (Below Deck)

For Finish Variations Please Consult Factory



The FIXEDFLO[®] Advantage

The FIXEDFLO[®] is the first and only high-efficiency faucet (HEF) system providing ultimate water savings through non-adjustable or "fixed" water flow. The FIXEDFLO[®] sensor faucet system does not use a typical diaphragm. Instead a uniquely designed internal water flow mechanism allows the faucet to stream at a pre-set flow rate that cannot be externally altered even by the use or replacement of an aerator. The FIXEDFLO[®] sensor faucet system is available in 0.35gpm and 0.5gpm water flow rates. The FIXEDFLO[®] line is ideal for all public facilities where water conservation is a priority.

The unique design of the FIXEDFLO[®] sensor faucet system allows for the use of various power options including battery power, electrical power (with battery back-up), or an environmentally friendly hydro-generator.



UPC and Low Lead Compliant



Warranty
5 Years



Architect/Engineer Approval

| | |
|----------------------|-------|
| Job Name | _____ |
| Date | _____ |
| Model Specified | _____ |
| Quantity | _____ |
| Variations Specified | _____ |
| Customer/Wholesaler | _____ |
| Contractor | _____ |
| Architect | _____ |



FIXEDFLO[®]

AUTOMATIC FAUCET SYSTEMS

Model
AEF-307FF

Specifications:

| | |
|-----------------------------|---|
| Operation: | Automatic (Gear Motor Drive) |
| Spout: | Solid Brass Spout |
| Mounting Applications: | 1 Hole Center Set 3 Hole 8" Center Set (using cover plate) |
| Sensor Type: | Infrared |
| Battery Type: | Four (4) C-Cell |
| Battery Life: | 400,000 Cycles or 3 Years |
| Alternate Power (optional): | Plug-in 6-Volt AC Power Adapter Plug-in Hydro-power Electric Generator |
| Working Water Pressure: | 10-125 PSI |
| Supply Inlet Size: | 1/2" Supply Inlet |
| Temperature Control: | None (use TMV to mix hot/cold water) |
| Pop-Up Drain Rod: | None |
| Sensor Location: | Base of Spout |
| Sensor Range Setting: | Digital Push Button |
| Sensing Range: | 2"(55mm) - 12"(300mm) |
| Shut-Off Delay Time: | 1 Second |
| Automatic Shut-Off Time: | 10 Seconds |
| Low Battery Indicator: | Solid Red Light on Sensor |

When the AEF-307FF faucet is installed on a three (3) hole 4" or 8" center set application, a cover plate should be used.

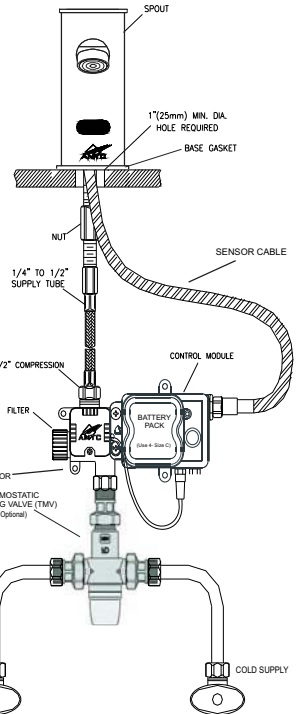


Cover Plates should be specified separately.

CP4 - Cover Plate for 4" (102mm) center set.
(Actual plate length 6.25" (159mm))

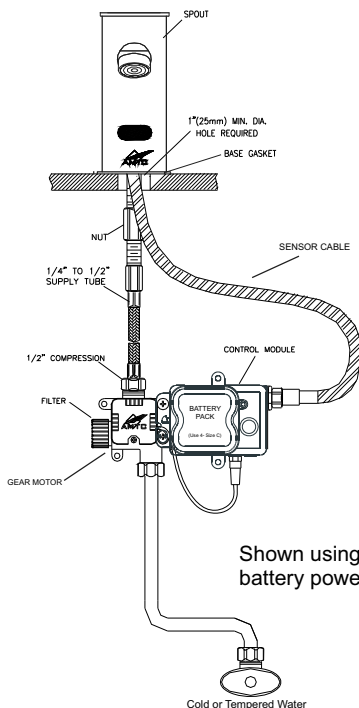
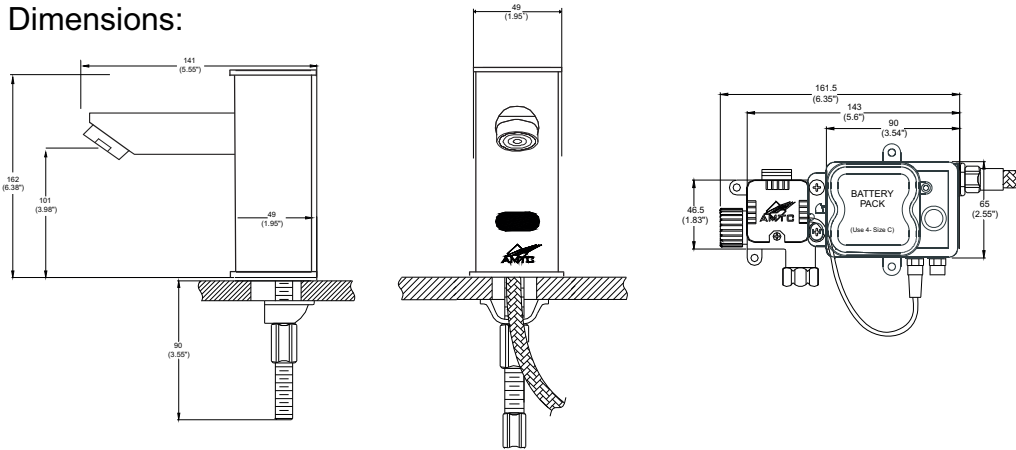
CP8 - Cover Plate for 8" (204mm) center set.
(Actual plate length 10.25" (260mm))

CP8-1 - Cover Plate for 8" (204mm) center set.
(Actual plate length 12.25" (311mm))

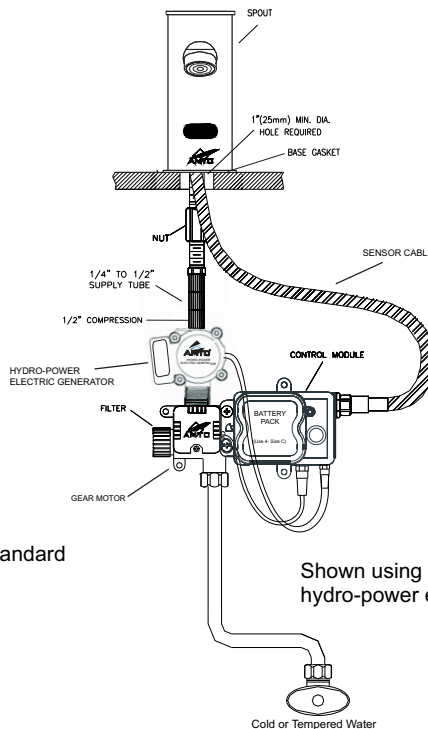


Shown using hot and cold water mixing

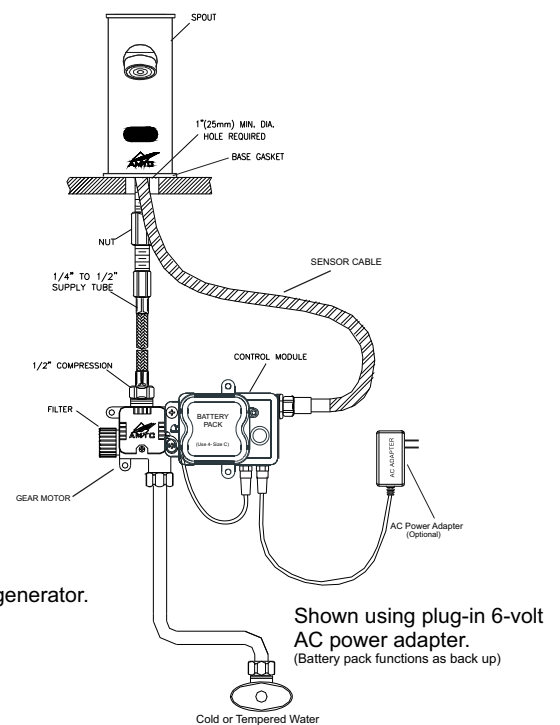
Dimensions:



Shown using standard battery power.



Shown using plug-in hydro-power electric generator.



Shown using plug-in 6-volt AC power adapter.
(Battery pack functions as back up)

Advanced Modern Technologies Corporation • 19800 Nordhoff Place • Chatsworth, CA 91311

Tel: (818) 883-2682 • Toll Free: (800) 874-7822 • Fax: (818) 883-2620 • www.amtccorporation.com